



THE MARKS PROJECT

The Dictionary of American Studio Ceramics, 1946-Present

## ARTIST QUESTIONNAIRE 2016

Submissions and Questions: [info@themarksproject.org](mailto:info@themarksproject.org)

Submit your work online at [www.themarksproject.org/questionnaire-form](http://www.themarksproject.org/questionnaire-form)

### CONTACT AND BIOGRAPHICAL INFORMATION

Full Name: \_\_\_\_\_

Birth Year: \_\_\_\_\_

Place of Birth: \_\_\_\_\_

Phone / Cell Number: \_\_\_\_\_

Email: \_\_\_\_\_

Website: \_\_\_\_\_

Studio Name: \_\_\_\_\_

Studio Address: \_\_\_\_\_

Submit Resume or CV to [info@themarksproject.org](mailto:info@themarksproject.org)

IF no resume or CV is available, list the following with **dates**; education, apprenticeships and residencies and primary work experience.

_____	_____
_____	_____
_____	_____
_____	_____
_____	_____
_____	_____
_____	_____
_____	_____

## OBJECT AND MARK INFORMATION

Description of Marks, placement and date range used for each: \_\_\_\_\_

---

---

---

**Provide caption information and three high resolution images (full view, mark detail and foot/underside view) for each object. Images can be uploaded online or submitted to [info@themarksproject.org](mailto:info@themarksproject.org).**

OBJECT #1-


Title: \_\_\_\_\_

Date: \_\_\_\_\_

Description (include form, materials, method and surface technique): \_\_\_\_\_

---


IMAGE 1 – full view



Collection Credit (if applicable): \_\_\_\_\_

Photo Credits: \_\_\_\_\_

IMAGE 2 – detail of mark, signature, chop, etc.



Signature Text: \_\_\_\_\_

Date Range This Mark Used: \_\_\_\_\_

Photo Credits: \_\_\_\_\_

IMAGE 3 – detail of foot or base




Photo Credits: \_\_\_\_\_

**PERMISSION INFORMATION**

I acknowledge that I have the reproduction rights to the images and give nonexclusive rights to The Marks Project to reproduce the same in print or digital media.

Other: \_\_\_\_\_  
\_\_\_\_\_

**ADDITIONAL INFORMATION**

\_\_\_\_\_  
\_\_\_\_\_  
\_\_\_\_\_  
\_\_\_\_\_  
\_\_\_\_\_

**Signature:** \_\_\_\_\_ **Date:** \_\_\_\_\_

**ADDITIONAL OBJECTS:**

**Provide caption information and three high resolution images (full view, mark detail and foot/underside view) for each object. Images can be uploaded online or submitted to [info@themarksproject.org](mailto:info@themarksproject.org).**

OBJECT #1-


Title: \_\_\_\_\_

Date: \_\_\_\_\_

Description (include form, materials, method and surface technique): \_\_\_\_\_

\_\_\_\_\_


IMAGE 1 – full view



Collection Credit (if applicable): \_\_\_\_\_

Photo Credits: \_\_\_\_\_

IMAGE 2 – detail of mark, signature, chop, etc.



Signature Text: \_\_\_\_\_

Date Range This Mark Used: \_\_\_\_\_

Photo Credits: \_\_\_\_\_

IMAGE 3 – detail of foot or base




Photo Credits: \_\_\_\_\_

**Provide caption information and three high resolution images (full view, mark detail and foot/underside view) for each object. Images can be uploaded online or submitted to [info@themarksproject.org](mailto:info@themarksproject.org).**


OBJECT #1-

Title: \_\_\_\_\_

Date: \_\_\_\_\_

Description (include form, materials, method and surface technique): \_\_\_\_\_


IMAGE 1 – full view



Collection Credit (if applicable): \_\_\_\_\_

Photo Credits: \_\_\_\_\_

IMAGE 2 – detail of mark, signature, chop, etc.



Signature Text: \_\_\_\_\_

Date Range This Mark Used: \_\_\_\_\_

Photo Credits: \_\_\_\_\_

IMAGE 3 – detail of foot or base




Photo Credits: \_\_\_\_\_